

**NAMIBIAN HUNTING RIFLE SHOOTING ASSOCIATION**

**PO BOX 35230**

**KLEINE KUPPE**

**WINDHOEK**

**Tel: +264 811247570 / +264 81245161**

## ***Namibian Hunting Rifle Shooting Association (NHRSA)***

### **RULES AND REGULATIONS**

#### **Preamble:**

This is the sport for the hunter; it's the closest you will find to real hunting, and designed exclusively as a test for hunters with hunting rifles under hunting conditions.

The purpose of the competition is to test and promote a hunter's abilities: our ability to judge distance, knowledge of the bullet's external ballistics, judging wind strength and the influence of the wind on the bullet's path, ability to shoot from various positions and also shooting under pressure (against time limits). The competition is structured so that all the above elements are tested during an event. It is a shooting contest of variable and non-standard format that examines practical marksmanship as it occurs in the hunting field. The competitor is ultimately tested on correct shot placement, achieved by applying all of the honed abilities.

The objective of range designs is to simulate field hunting conditions very closely in order to test the ability of the hunter, and not only the accuracy of the rifle.

A shooter's rifle must be accurate at reasonable distances for the shooter to perform well, but competition events will be arranged in such a way that specialist rifles such as single shot Bench Rest, F-Class, Tactical or Silhouette rifles do not enjoy an advantage over a good hunting rifle. The NHRSA are continuously looking at interesting ways and means to develop and improve the sport and attract more hunters and shooters.

#### **Index**

##### Section:

1. SAFETY
2. GENERAL RULES
3. EQUIPMENT
4. AT FIRING POINTS
5. TARGETS AND SCORING
6. CLASSIFICATIONS

##### APPENDIX:

- A SHOOTING POSITIONS
- B APPEAL - DISPUTE RESOLUTION -Data Collection.

## RULES AND REGULATIONS FOR COMPETITIONS

The rules below shall apply for centre fire hunting rifles with a minimum .20 (5mm) calibre.

### 1. SAFETY

- 1.1 Hearing protection is mandatory and eye protection is recommended at all shooting competitions.
- 1.2 The NHRSA Safety Officer or his appointed delegate will review every range after set up has been completed for approval, before a regional competition commences.
- 1.3 Where an ambulance is not available or is not on standby, the following minimum arrangements should be made: There must be a dedicated vehicle, identified for this purpose, ready to transport the injured to the nearest medical facility. The route to this facility and the contact details thereof as well as a first aid kit must be available in this vehicle.
- 1.4 No competitor shall be allowed to compete if under the influence of alcohol or drugs or found consuming alcohol or drugs during a match. Depending on the severity of the offence, such a competitor may be suspended for a period of up to sixty months. Match fees for that competition will be forfeited.
- 1.5 Any competitor or spectator exhibiting behaviour, which in the discretion of the Range Officer or competition organizers is considered unsafe or unsportsmanlike, may be disqualified or requested to leave the shooting range immediately.
- 1.6 Range Officer's commands must be followed and competitors are not allowed to aim or load any rifles before the Range Officer has given the order to do so.
- 1.7 Rifle bolts will always be in the OPEN position, including when bagged. If the rifle does not fit into the container with an open bolt, the bolt must be removed. More specific safety rules are included in the relevant sections below.

### 2. GENERAL RULES

- 2.1 Where the rules and regulations of this document deviate from the law of a host country, the law will take precedence.
- 2.2 All National and Provincial (State) competitions shall consist of at least 30 shots divided over 6 events. The maximum points per shot shall not exceed 30.1 points.
- 2.3 Every competitor shall sign an indemnity form before the commencement of any competition.
- 2.4 A sighting range of at least 100 metres, manned by a Range Officer, must be available at least two (2) hours before the competition commences.
- 2.5 Dispute Committee: The organizing committee shall, before commencement of the competition, appoint a panel of at least three (3) experienced members to act as arbitrators to resolve any disputes regarding interpretation of these rules, or any other matter not covered by the rules. (Appendix B).
- 2.6 A briefing will be held where competitors are briefed on the day's proceedings by the match organizers before the commencement of the match. Competitors must strictly adhere to these instructions, which will be repeated during the Range Officer's briefing at the applicable lane. Failure to follow the instructions can lead to disqualification.
- 2.7 Competitors will not be allowed to start shooting an event after the closing time for registration (as set by the organizers) for the day.
- 2.8 Range Officers or other officials may be excluded from the requirements of Section 2.10 due to their officiating duties.
- 2.9 Competitors may complete the course of fire of a specific event in any order, unless there are specific instructions during the briefing, or instructions from the organisers and Range Officers to follow a specific sequence.
- 2.10 It is the responsibility of the competitor to provide for any delays and to make sure he/she completes all events in time. The fact that an entry was accepted does not mean the competitor may continue with events after the closing time for the day. The closing time may be extended by the organizers for unexpected delays experienced during the competition.

### **3. EQUIPMENT**

- 3.1 If a breakage or malfunction occurs during any event, the competitor will not be allowed to re-shoot that event at a later stage and if a competitor's rifle becomes unserviceable, (as verified by the dispute committee) he/she may shoot the remainder of the events with a different, approved rifle.
- 3.2 With the exception of Section 3.1, the competition must be completed with one rifle.
- 3.3 Any person, who is not the registered owner of the firearm he/she is using, will be required to be accompanied by the registered owner.
- 3.4 No Semi-Automatic or Pump-Action rifles are allowed.
- 3.5 The triggering mechanism of any rifle should be absolutely safe and will be subjected to a safety check by the Range Officer, if necessary. In the event of it being unsafe, the competitor will not be allowed to continue with that rifle. Section 3.1 will then apply.
- 3.6 Telescopes of any magnification are allowed, but no telescope with electronic range finding functionality may be used.
- 3.7 No electronic or mechanical distance or wind ranging equipment is allowed on the competition premises or in a vehicle of any competitor or visitor, except by organizers of the day, by prior arrangement, for official use only. Infringement of this rule may lead to immediate disqualification and suspension.
- 3.8 Muzzle breaks are allowed. In the spirit of the competition, shooters not using muzzle breaks cannot be forced to shoot alongside a shooter with a muzzle brake. Therefore, shooters using muzzle breaks can be assigned to a muzzle break detail or squad. Suppressors and silencers are allowed in events where host countries legally permit its use.
- 3.9 Rifle slings may be adjustable and can be a single or double strap sling, but must be attached to the rifle at a point ahead of the barrel /action joint, and a point behind the action tang.
- 3.10 No bipods or any other attachments for steadying the rifle may be used, except when allowed by the match organizers. If bipods will be allowed at any competition, the organisers will communicate this at least two (2) months in advance.
- 3.11 Gloves may be used for protection only, no padded gloves or gloves that strengthen the wrists are permitted.
- 3.12 Elbow protectors and hunting or shooting jackets that are usually worn while hunting will be allowed, but no clothing or jackets with any artificial support will be allowed. Jackets are merely to protect against the environment and elements.
- 3.13 The use of cover materials by organisers to protect shooters and their equipment at shooting points shall be permitted. The match organizers must supply the materials under conditions that require cover as per Section 4.12, to ensure uniformity.

### **4. AT FIRING POINTS**

- 4.1 Firing points for each event must be clearly demarcated, with sufficient room to safely accommodate the whole detail.
- 4.2 Regulations provided by the shooting range where a shoot will take place, must be obeyed.
- 4.3 Live ammunition may only be placed in the rifle or magazine (when the magazine is fitted to the rifle) on the command of the Range Officer.
- 4.4 The Range Officer at every shooting point will brief each competitor thoroughly before commencing with the event. No competitor will be allowed to repeat an event due to the fact that he/she did not clearly understand what was required.
- 4.5 The Range Officer will call out the names of the competitors who are next in line to shoot and they will prepare themselves to be ready by the time the competitor preceding them has completed the event.
- 4.6 Targets may not be scrutinized through any optical device, including telescopes on rifles and binoculars, by anyone other than the spotters, unless a shooter is asked to do so by the Range Officer.
- 4.7 The standard Range Officer commands will be:
- a) "You may load", followed by "Are there any shooters who are not ready?" at which point the competitor must indicate his/her readiness to start;

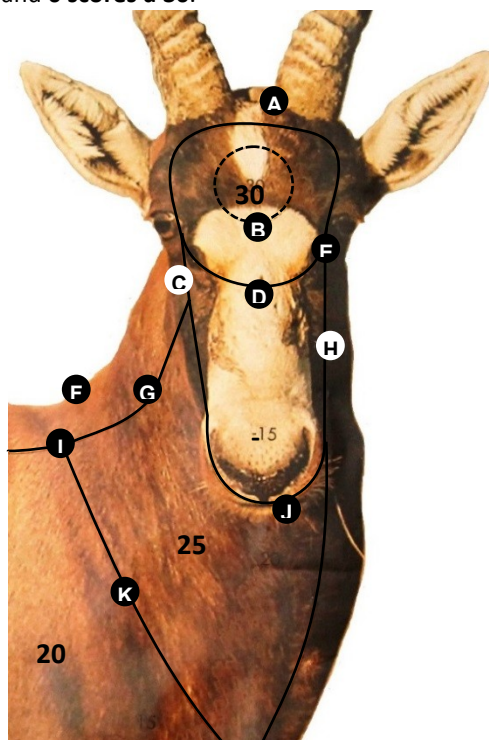
- b) Stand by;
  - c) 3 to 5 seconds later the Range Officer will give the START signal;
  - d) Typical time allocation is 90-120 seconds for 5 shots on steel plate ranges and 60-180 seconds for 5 shots photo target ranges (excluding short, rapid fire target ranges);
  - e) During any event, the time remaining will be read out to the competitor where applicable as: “90 seconds remaining”, “60 seconds remaining”, “30 seconds remaining” and “10 seconds remaining”. Count down follow from 5 seconds to ‘cease fire’. Organizers are urged to make Range Officer Commands available in English on CD or electronic media.
- 4.8 Bolts will always be open unless the rifle is fired. After starting an event, the bolt of the rifle may not be closed before or while going into the shooting position. The bolt may be pushed forward to prevent a round from falling out, but must not be locked down before the shooter’s body is settled into the shooting position. See Appendix A on shooting positions.
- 4.9 Malfunctions and jams: In the event of a malfunction or jam, the competitor shall notify the Range Officer. An attempt will be made by the competitor to make his/her rifle safe, under supervision of the Range Officer. If the rifle cannot be cleared or repaired in a reasonable time, the rifle shall be made safe and removed from the range to a competent person for repairs. Under no circumstance is an attempt to be made to remove a stuck live round by insertion of a cleaning rod or similar object from the muzzle end of the firearm. A replacement rifle may be used, subject to the requirements of Section 3.1. No additional time will be allowed to complete the detail.
- 4.10 No coaching will be allowed while a competitor is busy shooting an event.
- 4.11 No disturbing comments, remarks or noise are allowed at any shooting point while a competitor is shooting.
- 4.12 Where shooting is to commence over rocks or other objects that may hurt, or damage a competitor’s equipment, a thin, blanket type cloth may be supplied by the organizers for protection. The use of shooting mats, maximum thickness of 5mm, shall be permitted to protect shooters when wet soil, burned down grass or similar issues poses a problem. This supplied coverage must stay on the shooting point for the total duration of the competition to ensure uniformity and is the only coverage that is allowed. Where no coverage is supplied the competitor may use his glove or remove his/her hat or cap and use it as protection, but no gun bags, shooting jackets or other items are allowed for this purpose.

## 5. TARGETS AND SCORING

- 5.1 The targets used will be steel plates, paper targets as well as colour or black and white photographic prints of animals typically hunted, especially of animals indigenous to countries which are members of the NHRSA. These targets can be a full scale print of an animal or just a part of the animal, which simulate partly obscured animals.
- 5.2 Full size examples of the paper targets used for that specific range must be displayed at the shooting stations.
- 5.3 The maximum shooting distance will be approximately 400 meters. The maximum shooting distance from a freestanding (offhand) position will be 150 meters. The minimum shooting distance at steel plates for centre fire will be 150 meters. The diameter of steel plates can be between 100 and 200mm and the sizes may be used in combination on a range. As range finding equipment may not be used to range these targets, these distances will be judged by the organizers, and are approximate.
- 5.4 No competitor may touch or advance to his/her target at a distance closer than two (2) meters before the target is scored, and the score signed off by the competitor.
- 5.5 After signature of the scorecard, no adjustments to the score will be allowed.
- 5.6 All shots fired before the command to commence firing, or after the command to stop firing, will result in the shooter being penalized by 30 points per early or late shot fired. If any competitor fires before the command to commence firing or after the command to stop shooting on a steel plate, a miss will be scored to that plate.
- 5.7 If found to practice misconduct in any way, including firing additional shots on his/her own target or on any other target to either benefit or to sabotage, or using or participating in using range finding equipment for the purpose of enhancing anyone’s performance in the competition, a competitor will be

disqualified and can be banned from the sport for a period that will be determined by the NHRSA governing body.

- 5.8 A shot on an incorrect target is regarded as a miss for the shooter, but the shot counts on the target of the competitor whose target is hit; he or she will be credited with the best five scoring shots unless the extra shot can be distinguished e.g. through a difference in calibre. Shooters must report cross fires. If six shots were fired on a target and all adjacent targets have 5 instead of 4 shots showing on these targets, the target with the 6 shots will be scored by counting from the lowest score upwards and the highest scoring shot will be eliminated. Range Officers check all targets to ensure every shot is patched before returning to the shooting point and the Range Officer will therefore make the final decision where extra shots are found. Repeating of the event will not be allowed. Appeals can be lodged as per Section 5.10.
- 5.9 In the event that a competitor wishes to appeal the judgment of the Range Officer, the written appeal must be accompanied by a deposit as determined prior to the match, which is refundable if the appeal is upheld. (Section 2.8).
- 5.10 The Range Officer's judgment is final, except under Section 5.10.
- 5.11 Steel plates must be visible to the naked eye, clearly marked and numbered for easy identification. The marking of the steel plates must be contrasting light and dark colours and at least A4 sized, for example an A4 sized black number on white paper, attached to the frame supporting the steel plate or located right next to it.
- 5.12 Scoring of steel plates: The Range Officer (or designated person) will visually confirm a hit on a designated plate in the sequence of fire through detecting impact on that plate surface. Binoculars or spotting scopes may be used by the spotters or Range Officers for this purpose. Gongs engaged out of the prescribed sequence will be scored as a miss.
- 5.13 The inner circle of some identified 30 point score areas will be scored as 30.1 to help distinguish between competitors in the event of competitors having the same total score. In case of a tie of any scores, the scores will be counted out, starting from event 1 to 6, except if any other sequence was determined before the start of the competition.
- 5.14 If a bullet hole on a particular target touches a scoring line, the higher score will apply. "Touch" means that there is no visible gap between the calibre size hole and the line (see yellow block in example below). **THE EXCEPTION:** If a bullet hole touches a scoring line between an area considered a miss (zero score), outside the target scoring area) and a negative score area, the negative (lower) will count.  
*For example:* The lines between
- **30 and -15 scores 30**, but the line between
  - **-15 and 0 scores -15** (line on edge of target) while the line between
  - **30 and 0 scores a 30**.

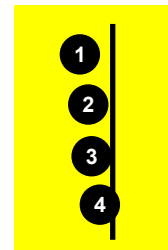


#### Scoring zones and resultant score

A. Miss	(Score = 0)
B. V-bull	(Score = 30.1)
<b>C. Miss/negative</b>	<b>(Score = -15)</b>
D. Negative/positive	(Score = 30)
E. Miss/negative/positive	(Score = 30)
F. Miss	(Score = 0)
G. Miss/positive	(Score = 25)
<b>H. Miss/negative</b>	<b>(Score = -15)</b>
I. Miss/positive/positive	(Score = 25)
J. Negative/positive	(Score = 25)
K. Positive/positive	(Score = 25)

#### Hit/miss bullet holes

- 1 and 2 = miss
- 3 and 4 = hit



## 6. CLASSIFICATIONS

6.1 Competitors can compete in the following classes:

a) Performance Classes as determined by previous performance as recorded on National or International

Ranking List

- |      |  |                 |
|------|--|-----------------|
| i.   | Bronze (below 60%, or first time entrants) | (0 – 539/900)   |
| ii.  | Silver (60% to below 80%)                  | (540 – 719/900) |
| iii. | Gold (80% and above)                       | (720 – 900/900) |

b) Demographic Classes.

- |      |   |
|------|---|
| i.   | Juniors (16 years and younger on the starting day of the competition)                             |
| ii.  | Ladies  |
| iii. | Men   |
| iv.  | Seniors (50 years up to one (1) day short of 60 years old on the starting day of the competition) |
| iv.  | Veterans (60 years and older on the starting day of the competition)                              |



## APPENDIX A

### SHOOTING POSITIONS

In the spirit of the competition, freedom is usually allowed to find a position within the general common sense guidelines for a target being engaged.

From time to time specific conditions for positions may be prescribed in the briefing for completing a range, in addition to the general guidelines below.

In describing these positions it is assumed that the competitor is right handed, if left handed, the reverse applies. A sling that meets the specified prescription in Section 3.9 may be used in all positions unless specified otherwise.

A.1 Standing unsupported is defined as: standing erect on both feet without support of any kind for either the rifle or the competitor, with no part of the body or limbs to touch the ground or any other object, except the soles of the boots/shoes. The rifle must be held in both hands, with one hand forward of the pistol grip.

A.2 Standing supported is defined as: standing erect on both feet and placing the left hand or rifle, or both, against a support supplied for this purpose, while holding the fore-end of the rifle with the left hand, or resting the fore-end of the rifle on the left wrist or forearm.

A.3 Kneeling unsupported is defined as: kneeling so that a right handed competitor touches the ground only with the underside of the left foot and the lower underside of the right leg, including foot and knee, the buttocks resting on only the heel of the right foot, and the left elbow on the left knee, no other part of the body is to touch any support or object. No kneeling roll is to be used under the right instep. No other part of the competitor's body shall touch the ground or any other support.

A.4 Kneeling supported is defined as: kneeling so that a right handed competitor touches the ground only with the underside of the left foot and the lower underside of the right leg, including foot and knee, the buttocks resting on only the heel of the right foot and the left elbow on the left knee. No kneeling roll is to be used under the right instep. The provided support may be used by placing the left hand or rifle, or both, against a support supplied for this purpose, while holding the fore-end of the rifle with the left hand, or resting the fore-end of the rifle on the left wrist or forearm.

A.5 Sitting unsupported is defined as: sitting with only buttocks, legs and feet touching the ground. No other part of the body is to touch any support or object.

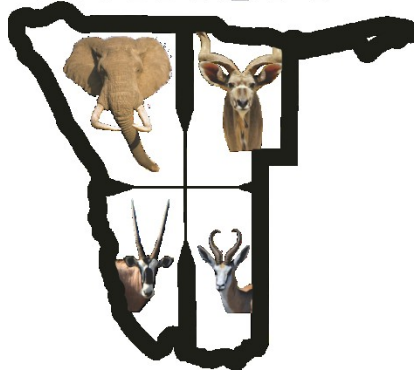
A.6 Sitting supported is defined as: sitting with only buttocks, legs and feet touching the ground. The provided support may be used to stabilise the rifle.

A.7 Prone unsupported is defined as: Lying on the ground with the rifle held in both hands, with one hand forward of the pistol grip. No part of the rifle shall make contact with the ground. No part of the body or limbs to touch any other object apart from the ground. Forearms or hands may not touch the ground.

A.8 Prone supported is defined as: Lying on the ground with the rifle held in both hands. The provided support may be used to stabilise the rifle.

A.9 Safety: In the interests of safety, all competitors must keep their bodies behind the firing line at all times while shooting is in progress and be subject to the Range Officer's commands.

# NHRSA



## APPENDIX B

Appeal - Dispute Resolution Data collection.

<b>Shooter</b>	<b>Name:</b>		<b>Match Entry #</b>		<b>Member number</b>	
<b>Event</b>	<b>Date:</b>		<b>Time:</b>		<b>Deposit</b>	<b>NOT Collected / Collected</b>
<b>Location</b>	<b>Range Officer</b>		<b>Lane #</b>		<b>Target # and type</b>	
<b>Main Issue?</b>						
<b>Key question?</b>			<b>Rulebook reference</b>		<b>Outcome</b>	<b>UPHELD / REJECTED</b>
<b>Notes:</b>						

Signatures: Shooter, Range Officer, Committee member/s.